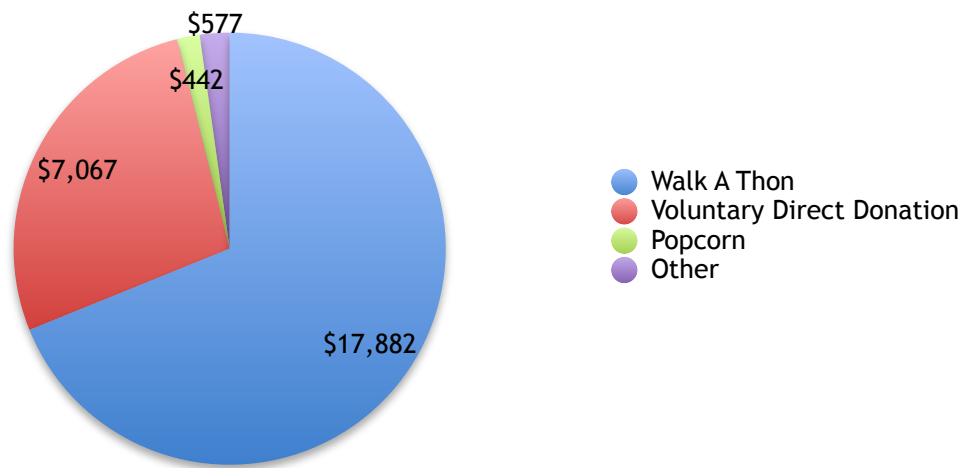


**ORTEGA ELEMENTARY SCHOOL PARENT TEACHER ORGANIZATION**

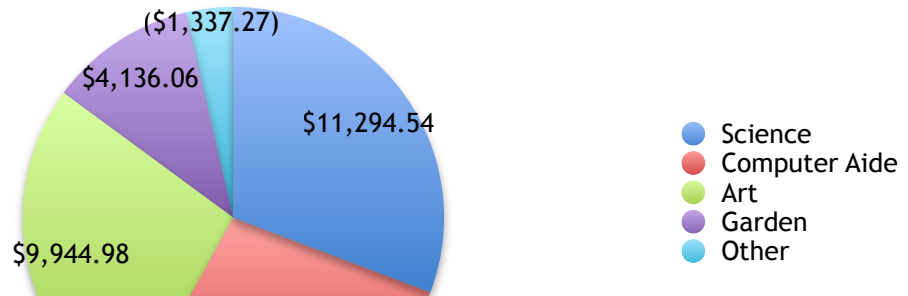
**Treasurer's Report, 2017-2018 School Year**


**As of October 30, 2017**

<b>Top 3 Fundraising Activities</b>	<b>\$</b>	<b>% of Total</b>
Walk A Thon	\$17,882	69%
Voluntary Direct Donation	\$7,067	27%
Popcorn	\$442	2%
Other	\$577	2%
<b>Total Fundraising To Date</b>	<b>25,967.39</b>	<b>100%</b>
<b>% of Full Year Goal</b>	<b>37%</b>	



<b>Top 5 Expenditures</b>	<b>\$</b>	<b>% of Total</b>
Science	\$11,294.54	33%
Computer Aide	\$10,000.00	29%
Art	\$9,944.98	29%
Garden	\$4,136.06	12%
Other	(\$1,337.27)	-4%
<b>Total Expenditures To Date</b>	<b>\$34,038.31</b>	<b>100%</b>
<b>% of Full Year Goal</b>	<b>32%</b>	








<b>WALK A THON RESULTS</b>				
	<b>2014</b>	<b>2015</b>	<b>2016</b>	<b>2017</b>
Pledges		13,431.00	15,242.00	14,386.25
Carnival	22,565.34	11,999.50	6,514.44	6,531.33
<b>Total Revenue</b>	<b>22,565.34</b>	<b>25,430.50</b>	<b>21,756.44</b>	<b>20,917.58</b>
Expenses	(4,112.06)	(4,100.35)	(3,948.02)	(3,036.05)
<b>Net</b>	<b>18,453.28</b>	<b>21,330.15</b>	<b>17,808.42</b>	<b>17,881.53</b>

**ORTEGA ELEMENTARY SCHOOL PARENT TEACHER ORGANIZATION**

**Summary of Transactions**

**For the 2017 - 2018 School Year**

CATEGORY/LINE ITEM	Total Revenue Earned	Expenditures	Net Revenue/ Cost	Budget	Over/ (Under) Budget	Previous Year Net Revenue	Year Over Year Difference
<b>FUNDRAISING</b>							
	-	-	-		-	-	-
Art - Original Works	-	(6.76)	(6.76)		(6.76)	1,848.06	(1,854.82)
Box Tops	-	(18.85)	(18.85)		(18.85)	587.90	(606.75)
Craft Fair	-	-	-		-	1,162.98	(1,162.98)
E-Waste	-	-	-		-	455.18	(455.18)
Escrip	44.77	-	44.77		44.77	77.12	(32.35)
Fall/Spring Fundraiser	-	-	-		-	6,034.55	(6,034.55)
Fog Fest Booth	321.00	-	321.00		321.00	2,495.36	(2,174.36)
Halloween Candy Program	-	-	-		-	(32.58)	32.58
Jamba Juice	54.00	-	54.00		54.00	822.00	(768.00)
Longboard (St. Patrick's Day)	-	-	-		-	648.07	(648.07)
Movie Night	72.65	(19.65)	53.00		53.00	-	53.00
Open House - \$1 Raffle	-	-	-		-	-	-
Open House - Basket Auction	-	(38.06)	(38.06)		(38.06)	22,797.98	(22,836.04)
Open House - Big 3 Raffle	-	-	-		-	4,894.75	(4,894.75)
Pie Fundraiser	-	-	-		-	-	-
Plant Sales	-	-	-		-	300.00	(300.00)
Popcorn	763.50	(321.69)	441.81		441.81	1,135.60	(693.79)
Read A Thon	-	-	-		-	12,473.62	(12,473.62)
Restaurant Fundraisers	-	-	-		-	874.10	(874.10)
See's Candy	-	-	-		-	2,660.44	(2,660.44)
Serramonte (It's a Trip)	-	-	-		-	1,000.00	(1,000.00)
Shoparoo	218.30	-	218.30		218.30	64.47	153.83
Spiritwear	3,073.00	(3,123.24)	(50.24)		(50.24)	(409.76)	359.52
Sponsorship/Donations	-	-	-		-	1,474.13	(1,474.13)
Voluntary Direct Donation Campaign	7,088.92	(22.03)	7,066.89		7,066.89	5,256.12	1,810.77
Walk A Thon Pledges	14,386.25	(21.09)	14,365.16		14,365.16	15,582.00	(1,216.84)
Walk-A-Thon Carnival	6,531.33	(3,014.96)	3,516.37		3,516.37	2,916.42	599.95
	-	-	-	70,000.00	(70,000.00)	-	-
	-	-	-		-	-	-
<b>TOTAL FUNDRAISING</b>	<b>-</b>	<b>-</b>	<b>-</b>		<b>-</b>	<b>-</b>	<b>-</b>
<b>TOTAL FUNDRAISING</b>	<b>32,553.72</b>	<b>(6,586.33)</b>	<b>25,967.39</b>	<b>70,000.00</b>	<b>(44,032.61)</b>	<b>85,118.51</b>	<b>(59,151.12)</b>



# ORTEGA ELEMENTARY SCHOOL PARENT TEACHER ORGANIZATION

## Summary of Transactions

For the 2017 - 2018 School Year

CATEGORY/LINE ITEM	Total Revenue		Net Revenue/			Previous Year	
	Earned	Expenditures	Cost	Budget	Over/ (Under) Budget	Net Revenue	Year Over Year Difference
<b>ENRICHMENT ACTIVITIES</b>							
Art Class Supplies/After School Art Class	4,278.00	(5,722.98)	(1,444.98)	(2,500.00)	1,055.02	(1,974.28)	529.30
Art Teacher	-	(8,500.00)	(8,500.00)	(17,000.00)	8,500.00	(15,000.00)	6,500.00
Assemblies	-	-	-	(1,000.00)	1,000.00	-	-
Computer Aide	-	(10,000.00)	(10,000.00)	(20,000.00)	10,000.00	(14,250.00)	4,250.00
ESGI Software	-	(525.00)	(525.00)	(800.00)	275.00	(700.00)	175.00
Garden Program (Instructor)	-	(3,000.00)	(3,000.00)	(6,000.00)	3,000.00	(6,000.00)	3,000.00
Garden Program (Maintenance)	-	(924.05)	(924.05)	(5,000.00)	4,075.95	(4,659.80)	3,735.75
Garden Supplies/Plant Sales	-	(106.36)	(106.36)	(2,250.00)	2,143.64	(3,221.84)	3,115.48
Garden Chickens	-	(105.65)	(105.65)	(500.00)	394.35	-	(105.65)
GATE	-	-	-	-	-	-	-
Librarian	-	-	-	-	-	58.00	(58.00)
Library	-	-	-	-	-	-	-
P.E.	-	(1,500.00)	(1,500.00)	(3,000.00)	1,500.00	-	(1,500.00)
Professional Development	-	-	-	-	-	(7,260.62)	7,260.62
School Supplies	1,650.00	(1,584.84)	65.16	(1,000.00)	1,065.16	(1,904.89)	1,970.05
Science Fair	-	-	-	(700.00)	700.00	(36.85)	36.85
Science Supplies	-	(294.54)	(294.54)	(1,000.00)	705.46	(550.01)	255.47
Science Teachers	-	(11,000.00)	(11,000.00)	(22,000.00)	11,000.00	(19,894.00)	8,894.00
Teacher Stipends	400.00	(2,258.82)	(1,858.82)	(8,000.00)	6,141.18	(6,339.85)	4,481.03
Technology Enhancement/Replacement	-	(270.00)	(270.00)	(2,500.00)	2,230.00	(1,544.26)	1,274.26
Technology Maintenance	-	-	-	-	-	-	-
<b>TOTAL ENRICHMENT ACTIVITIES</b>	<b>6,328.00</b>	<b>(45,792.24)</b>	<b>(39,464.24)</b>	<b>(93,250.00)</b>	<b>53,785.76</b>	<b>(83,278.40)</b>	<b>43,814.16</b>
<b>ACTIVITIES</b>							
5th Grade T-Shirts	-	-	-	(800.00)	800.00	(800.16)	800.16
All Pro Dads	-	-	-	-	-	-	-
Art Show	-	-	-	(200.00)	200.00	(0.85)	0.85
Beautification Project	-	-	-	(500.00)	500.00	-	-
Bike Rodeo	-	-	-	(250.00)	250.00	-	-
Elna Flynn	-	-	-	(260.00)	260.00	(402.07)	402.07
Field Day	-	-	-	(1,000.00)	1,000.00	(209.67)	209.67
Hoe Down	-	-	-	(750.00)	750.00	(609.58)	609.58
Ice Cream Social	-	-	-	(200.00)	200.00	212.31	(212.31)
Insect Lore	-	-	-	(300.00)	300.00	(248.91)	248.91



Jump for Heart	-	-	-	(250.00)	250.00	-	-
Junior Olympics	-	-	-	(750.00)	750.00	(847.48)	847.48
Marine Mammal Center	-	-	-	(450.00)	450.00	-	-
Parent Meeting Receptions	-	(159.78)	(159.78)	(500.00)	340.22	(165.35)	5.57
Poetry	-	-	-	(1,800.00)	1,800.00	(1,500.00)	1,500.00
Read-A-Loud	-	-	-	(100.00)	100.00	-	-
Science-Kinders	-	-	-	-	-	-	-
Teacher Appreciation	-	-	-	(1,100.00)	1,100.00	(721.40)	721.40
Variety Show	-	-	-	(350.00)	350.00	893.07	(893.07)
Movie Night	880.01	(693.11)	186.90	(500.00)	686.90	-	186.90
<b>TOTAL ACTIVITIES</b>	<b>880.01</b>	<b>(852.89)</b>	<b>27.12</b>	<b>(10,060.00)</b>	<b>10,087.12</b>	<b>(4,400.09)</b>	<b>4,427.21</b>
<b>SELF-FUNDING ACTIVITIES</b>							
Field Trips	3,857.30	(2,618.50)	1,238.80		1,238.80	(2,180.31)	3,419.11
Field Trips - Kinders	1,995.00	-	1,995.00		1,995.00	-	1,995.00
Sculpting Class	-	-	-		-	728.00	(728.00)
Spanish Class	4,460.00	(4,460.00)	-		-	201.00	(201.00)
Yearbook	6,084.73	(3,113.25)	2,971.48		2,971.48	(513.25)	3,484.73
Social Studies Packet	158.85	(382.50)	(223.65)		(223.65)	-	(223.65)
<b>TOTAL SELF-FUNDING ACTIVITIES</b>	<b>16,555.88</b>	<b>(10,574.25)</b>	<b>5,981.63</b>	<b>-</b>	<b>5,981.63</b>	<b>(1,764.56)</b>	<b>7,746.19</b>
<b>GENERAL EXPENSES</b>							
Bank Fees - General	-	(30.00)	(30.00)		(30.00)	(64.20)	34.20
Credit Card Merchant Fees	-	(227.60)	(227.60)	(500.00)	272.40	(682.80)	455.20
Interest Income	0.44	-	0.44		0.44	12.15	(11.71)
Other	-	-	-		-	1,159.64	(1,159.64)
Pacifica Education Foundation	-	-	-	(500.00)	500.00	(500.00)	500.00
Pacifica School Volunteers	-	-	-	(500.00)	500.00	(500.00)	500.00
Parcel Tax	-	-	-		-	-	-
PTO Operating Expenses	-	(325.66)	(325.66)	(2,000.00)	1,674.34	(1,851.85)	1,526.19
<b>TOTAL GENERAL EXPENSES</b>	<b>0.44</b>	<b>(583.26)</b>	<b>(582.82)</b>	<b>(3,500.00)</b>	<b>2,917.18</b>	<b>(2,427.06)</b>	<b>1,844.24</b>
<b>TOTAL EXPENDITURES - GENERAL FUND</b>	<b>23,764.33</b>	<b>(57,802.64)</b>	<b>(34,038.31)</b>	<b>(106,810.00)</b>	<b>72,771.69</b>	<b>(91,870.11)</b>	<b>57,831.80</b>
TOTAL FUNDRAIING - GENERAL FUND	32,553.72	(6,586.33)	25,967.39	70,000.00	(44,032.61)	85,118.51	(59,151.12)
<b>NET INCOME - GENERAL FUND</b>	<b>56,318.05</b>	<b>(64,388.97)</b>	<b>(8,070.92)</b>	<b>(36,810.00)</b>	<b>28,739.08</b>	<b>(6,751.60)</b>	<b>(1,319.32)</b>



<b>RESERVED FUNDS</b>					
	<b>Beginning Bal (6/30/17)</b>	<b>Revenue</b>	<b>Cost</b>	<b>Net Funds Raised</b>	<b>Spending</b>
Popsicle Sales	5,154.42	2,201.00	(1,601.28)	5,754.14	(5,000.00)
5th Grade Fundraising	1,969.15	-	-	1,969.15	
Total 5th Grade	7,123.57	2,201.00	(1,601.28)	7,723.29	(5,000.00)
Birthday Books	2,572.56	234.00	-	2,806.56	
Library (Book Fair)	2,576.64	44.00	(431.34)	2,189.30	(470.80)
Principal's Fund - Amazon Revenue	692.72	142.22	(347.13)	487.81	
Reserved Funds	30,000.00	-	-	30,000.00	
Reserved - Water Fountain	-	5,000.00	-	5,000.00	
<b>TOTALS</b>	<b>42,965.49</b>	<b>7,621.22</b>	<b>(2,379.75)</b>	<b>48,206.96</b>	<b>(5,470.80)</b>
Check	42,965.49				
	-				

<b>Ending Balance</b>	<b>Per Balance Sheet</b>	<b>Difference</b>
754.14	754.14	(0.00)
1,969.15	1,969.15	-
2,723.29	2,723.29	(0.00)
2,806.56	2,806.56	-
1,718.50	1,718.50	0.00
487.81	487.81	0.00
30,000.00	30,000.00	-
5,000.00	5,000.00	-
<b>42,736.16</b>	<b>42,736.16</b>	<b>0.00</b>
42,736.16		
-		

# ORTEGA ELEMENTARY SCHOOL PARENT TEACHER ORGANIZATION

## Statement of Financial Condition

For the 2017 - 2018 School Year

As of October 30, 2017

	Beginning of PTO Year		
	6/30/2017	10/30/2017	Change
<b>ASSETS</b>			
Cash & Equivalents	122,607.90	112,375.71	(10,232.19)
Accounts Receivable	2,877.68	2,877.68	-
Prepaid Expenses	-	-	-
<b>TOTAL ASSETS</b>	<b>125,485.58</b>	<b>115,253.39</b>	<b>(10,232.19)</b>
<b>LIABILITIES</b>			
Accounts Payable	1,931.94	-	(1,931.94)
Unearned Revenue	-	-	-
<b>TOTAL LIABILITIES</b>	<b>1,931.94</b>	<b>-</b>	<b>(1,931.94)</b>
<b>RETAINED FUNDS</b>			
General Fund	80,588.15	72,517.23	(8,070.92)
Temporarily Restricted Funds:			
Popsicle Sales	5,154.42	754.14	(4,400.28)
5th Grade Fundraising	1,969.15	1,969.15	-
Birthday Books	2,572.56	2,806.56	234.00
Library (Book Fair)	2,576.64	1,718.50	(858.14)
Principal's Fund - Amazon Revenue	692.72	487.81	(204.91)
Reserved Funds	30,000.00	30,000.00	-
Reserved - Water Fountain	-	5,000.00	5,000.00
<b>TOTAL RETAINED FUNDS</b>	<b>123,553.64</b>	<b>115,253.39</b>	<b>(8,300.25)</b>

**TOTAL LIABILITIES & RETAINED FUNDS**

125,485.58

115,253.39

(10,232.19)

**ORTEGA ELEMENTARY SCHOOL  
PARENT TEACHER ORGANIZATION  
CHECKING ACCOUNT RECONCILIATION  
Bank of America, Account Number 05795-02368  
10/30/2017**

Balance per Bank Statement, 10/30/2017		\$121,286.45	<b>A</b>
PLUS: Total of Items received, not yet deposited			
	_____		
	_____		
	_____		
	_____		
		-	<b>B</b>
LESS: Total Outstanding Checks (Checks not cashed)			
		(8,910.74)	<b>C</b>
	_____		
	_____		
		(8,910.74)	
Adjusted Bank Balance, 10/30/2017		\$112,375.71	
Balance per Check Ledger, 10/30/2017		112,375.71	<b>D</b>
Difference		-	<b>E</b>

- A** - Obtained amount from balance per bank (bank of America online)
- B** - Balance represents total of payments (checks & cash) received but not yet deposited and/or reflected by BofA as of period of time.
- C** - Confirmed that these checks were still outstanding as of the reconciliation date per BofA online.
- D** - Agreed amount to the check ledger.
- E** - As there is no difference between the adjusted bank balance and the ledger balance, the account is reconciled with no exceptions.

